

MC series
Motorcycle Security System







OWNER'S MANUAL

CONTENTS:

OPERATING INSTRUCTIONS
DESCRIPTION OF FUNCTIONS AND FEATURES
WIRE CONNECTION GUIDE
INSTALLATION GUIDE



OPERATION INSTRUCTIONS

BUTTON REMOTE CONTROL


FUNCTION	ARM	DISARM	SILENT MODE	Start Engine	PANIC/ CAR SEARCH
PRESS			 + 	Press  twice within 3 seconds	


DESCRIPTION OF FUNCTIONS & FEATURES


A) SILENT ALARM MODE

Press  +  at the same time, silent mode activate. Repeat the step again will switch back to regular mode. If the alarm is triggered, lights will flash, but siren will not sound.


B) PANIC SEARCHING & EMERGENCY HELP

Press  in normal arming mode, the siren will sound and lights will flash for 5 times.

During this period: press  again, alarm will enter the Emergency HELP mode and the siren and lights will be continuously flashing and sounding. Also, the system will lock and stop the engine.



During driving, press , the siren will sound 5 seconds and lights will flash 5 seconds to alert the vehicles around you.

C) ANTI-THEFT GUARD


When stop the motorcycle and remove the key, press , light will flash 1 time and siren will 'Bi' 1 time (silent mode will not 'Bi'), alarm will be activated within 3 seconds.


- 1) Pre-warning: if alarm was triggered, the siren will sound 5 times and lights will flash 5 times (silent mode will not sound).
- 2) Save electricity and scaring: during the Pre-warning period (within 5 seconds), alarm was triggered again. The siren will continuously sound 8 seconds, but the light will not flash. The starter will lock and disable the engine start.
- 3) Urgent warning: if motorcycle was started illegally, siren will continuously sound and light will flash. The alarm will lock the motorcycle and stop the engine.

D) HI-JACKING & ROBBERY PREVENTION

During driving, press , light will flash 1 time (no sound), after 3 seconds, Siren will continuously sound and light will continuously flashing. After 10 seconds, motorcycle will lock and engine will stop. Only press  will release the motorcycle.

E) DISARM THE ALARM

Press , then alarm will be disarmed. Light will flash 2 times and siren will sound 2 times (silent mode will not sound). Under disarm mode, if motorcycle doesn't start within 30 seconds, alarm will auto arm again. Siren will sound 1 time and light will flash 1 time.

If press  2 times, the alarm will be in disarm mode and will not auto arm again.

F) REMINDER

If you forget to arm the alarm after turn off motorcycle engine, the siren will be 'Bi' 3 times in 10 seconds and also light will flash 3 times to remind you to activate the alarm system.

G) CODE LEARNING MODE

MC series alarm systems are using learning code system. Thus, if you lose or damage the remote control, you can add another one (contact us for new remote controls).

Under disarm mode, turn the ignition key from OFF-ON--OFF-ON-OFF-ON position 8 times within 15 seconds. Then the light will be continuously flashing, press any button and HOLD the button on the new remote control for 1 second. Then light flash 3 times to indicate the code has learned.

Repeat the steps for another remote control.

- Thanks for purchasing elfinx products -